



PROJECT: \_\_\_\_\_

ITEM #: \_\_\_\_\_

QUANTITY #: \_\_\_\_\_

DATE #: \_\_\_\_\_

## RANGES-60"

### ITEM NUMBERS

MT-R60

MT-R60-24MG

MT-R60-24TG

MT-R60-24CB

### SPECIAL FEATURES

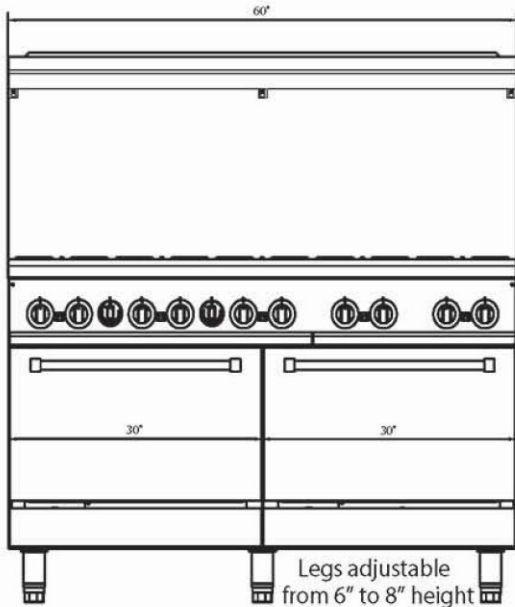


- 30,000 BTU top burner (each), 33,000 BTU Oven
- Standing pilot light for individual burners
- 12" x 12" Cast iron grates
- Oven thermostat adjusts from 200°F - 500°F
- Manual gas controls
- Oven with 2-racks, 3 positions
- Stainless steel front, back riser, & lift off shelf
- Easy to remove full width crumb tray
- Oven interior door, sides, hearth are porcelain coated
- Flue located on back of unit for ample ventilation
- "Cool-to-the-touch" front s/s deck
- Range is fully serviceable from the front
- 10 burner, or 6 burners w/ 24 inch:  
3/4" manual griddle  
1" T-Stat griddle, or  
Charbroiler models

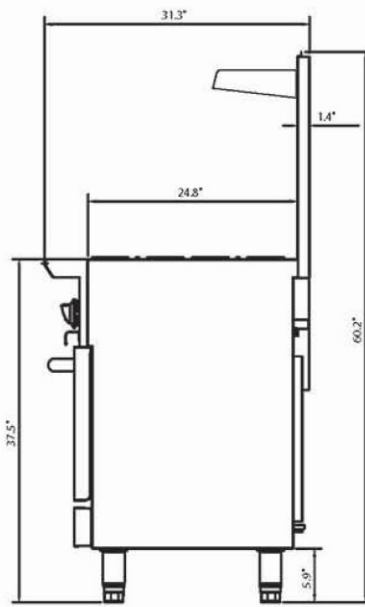


SANITATION

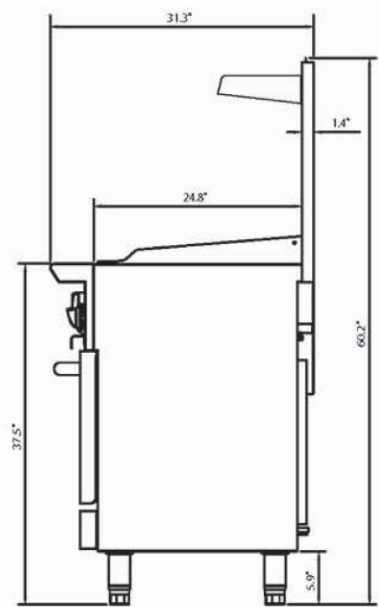
## RANGES-60" - Products Specifications



10 Burner Range front view

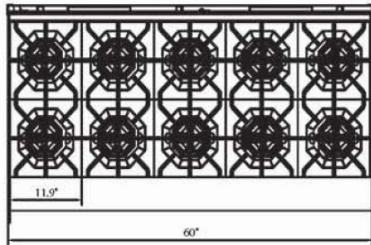


10 Burner Range side view

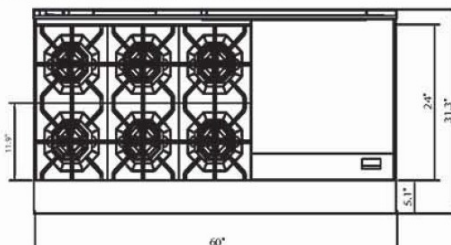


Griddle Range side view

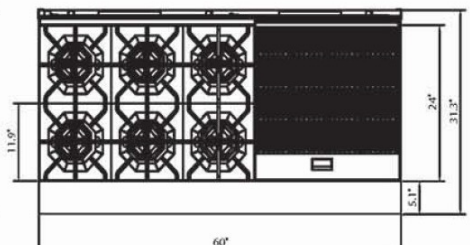
Each oven inside dimensions are 26-1/2" wide x 18" high by 22-1/2" deep.



10 Burner Range top view



Griddle Range top view



Char Broiler Range top view

Model	Description	Total BTU	KW	Overall Dimensions	Weight	Shipping Dimensions	Ship Weight
MT-R60	(10) Burners	366,000	107	59.9"W x 31.4"D x 60.2"H (152.3cm x 79.8cm x 153.0cm)	621 lbs (282kg)	65.0"W x 37.0"D x 45"H (165cm x 94cm x 114cm)	764 lbs (347kg)
MT-R60-24MG	24" Griddle & (6) Burners (Manual)	306,000	107	59.9"W x 31.4"D x 60.2"H (152.3cm x 79.8cm x 153.0cm)	674 lbs (306kg)	65.0"W x 37.0"D x 49"H (165cm x 94cm x 125cm)	817 lbs (371kg)
MT-R60-24TG	24" Griddle & (6) Burners (Thermostat)	306,000	107	59.9"W x 31.4"D x 60.2"H (152.3cm x 79.8cm x 153.0cm)	708 lbs (322kg)	65.0"W x 37.0"D x 49"H (165cm x 94cm x 125cm)	864 lbs (392kg)
MT-R60-24CB	24" Char Broiler & (6) Burners	316,000	107	59.9"W x 31.4"D x 60.2"H (152.3cm x 79.8cm x 153.0cm)	631 lbs (287kg)	65.0"W x 37.0"D x 49"H (165cm x 94cm x 125cm)	787 lbs (357kg)

### GAS REQUIREMENTS:

- Natural Gas Gas main supply required
- 3/4" NPT gas connection
- Natural gas 5" W.C.
- A conversion kit is supplied with each unit. In order to avoid any warranty issues, conversion of your unit must be completed by an authorized Manotick service agent.

**Please Note:** These items are shipped on a pallet and are crated for protection during LTL shipment. Overall Dimensions include the gas regulator located on the back of the unit

